

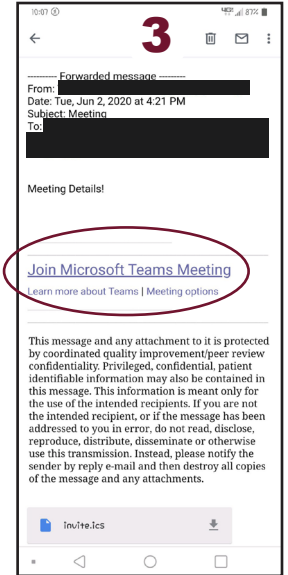
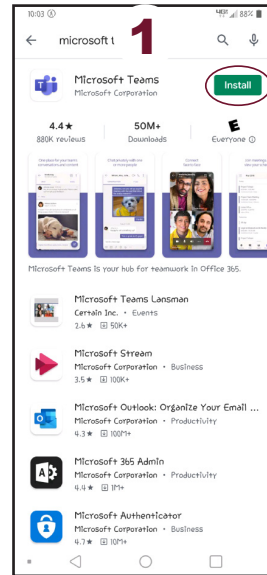


**Glendive  
Medical  
Center**

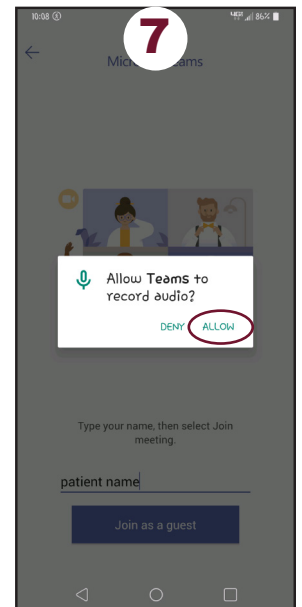

# Telehealth Android Phone Instructions

Thank you for using our Telehealth services. This guide covers how to join Microsoft Teams for a telehealth visit with your provider using an Android Phone or Tablet.

- 1. Download Microsoft Teams**  
Open the Google Play store on your device. Search for Microsoft Teams and install the application.
- 2. Open Microsoft Teams**  
After Teams has finished downloading. Find the app on your home screen and click on it.
- 3. Join Your Session**  
Join the session by opening your email with the meeting information. Select **Join Microsoft Teams Meeting**.



- 4. Open With Teams**  
If prompted, to choose how to open the meeting, choose Teams and always.
- 5. Join As Guest**  
When Microsoft Teams opens click the Join as guest option.
- 6. Join Meeting**  
Enter your name and then click **Join Meeting**



- 7. Allow Access**  
Click 'OK' on all pop-ups asking for permissions to access your device functions.